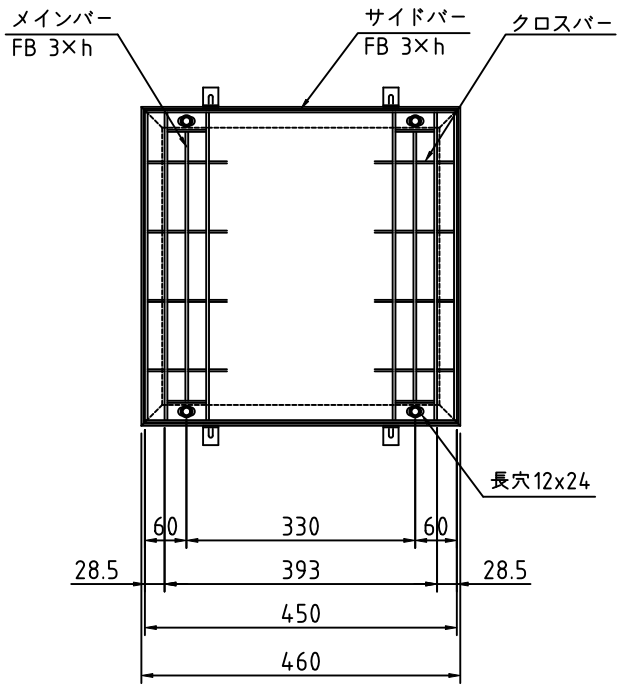

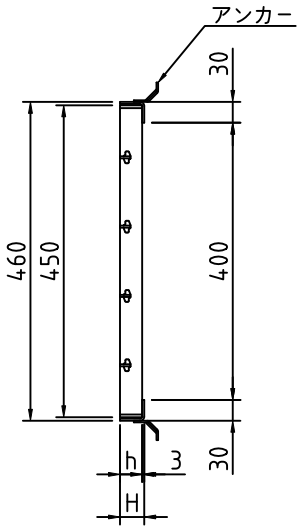

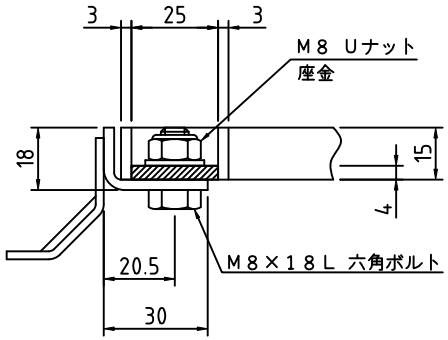

h=15

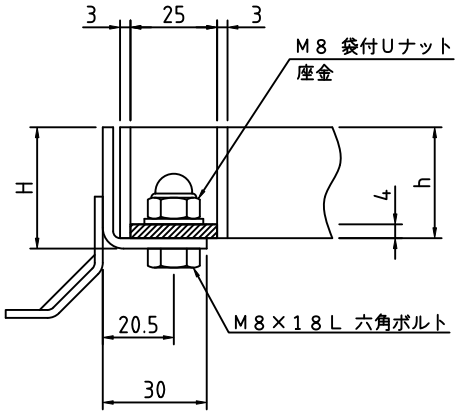

h=20 以上

ボルト固定部詳細

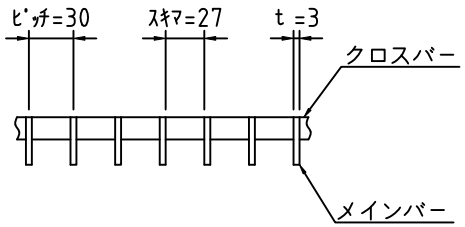

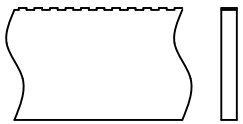

メインバー詳細

グレーチング			受　　枠		荷重条件
型　式	ﾒｲﾝﾊﾞｰ 高さ(h)	ｸﾛｽﾊﾞｰ 材料	型　式	寸法 H	横断
S3FXV45-1530	15	FB3×10	BB-15	18	人
S3FXV45-2030	20	FB3×10	BB-20	23	人
S3FXV45-2530	25	FB3×15	BB-25	28	人
S3FXV45-3230	32	FB3×15	BB-32	35	人
S3FXV45-3830	38	FB3×20	BB-38	41	T2
S3FXV45-4530	45	FB3×20	BB-45	48	T2
S3FXV45-5030	50	FB3×20	BB-50	53	T6

記 事

1．桝穴　：　４００×４００用
　　（３０ｍｍピッチ）
2．タイプ　：　ＦＢ３ｔ，ＮＳタイプ
3．材質　：　ＳＵＳ３０４

APPROVED BY			WORK NO.
JUDGED BY			
ENG'R IN CHARGE			DRAWING NO.
CHECKED BY			
DRAWN BY			
DATE DRAWN			
SCALE		DAIKURE CO., LTD.	