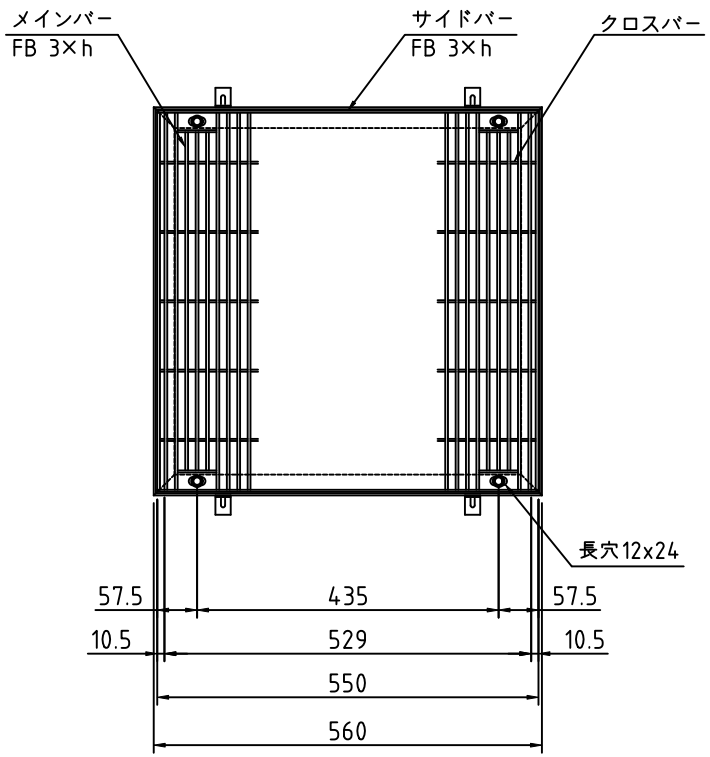

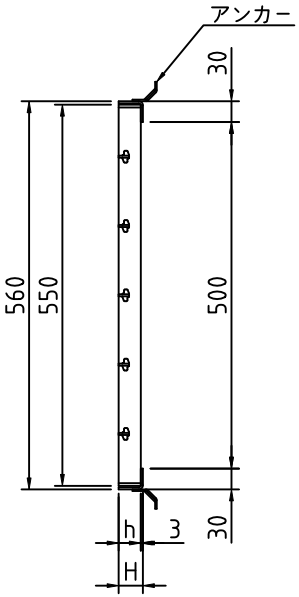

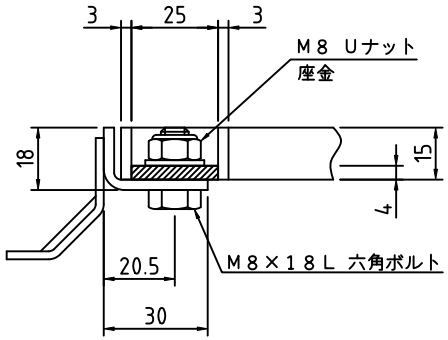

h=15

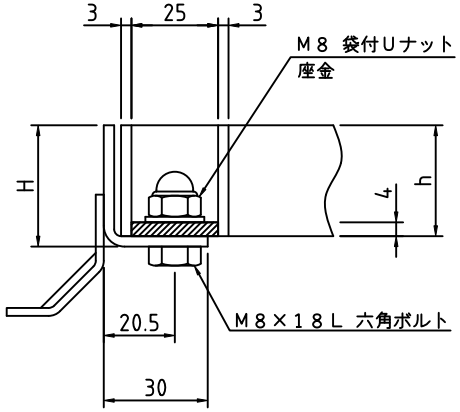

h=20 以上

ボルト固定部詳細

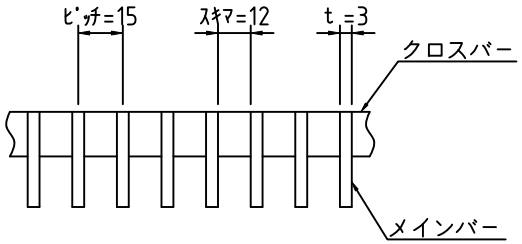



メインバー詳細

グレーチング			受　　枠		荷重条件
型　式	ﾒｲﾝﾊﾞｰ 高さ(h)	ｸﾛｽﾊﾞｰ 材料	型　式	寸法 H	横断
S3FRV55-1515	15	FB3×10	BB-15	18	人
S3FRV55-2015	20	FB3×10	BB-20	23	人
S3FRV55-2515	25	FB3×15	BB-25	28	人
S3FRV55-3215	32	FB3×15	BB-32	35	T2
S3FRV55-3815	38	FB3×20	BB-38	41	T2
S3FRV55-4515	45	FB3×20	BB-45	48	T14
S3FRV55-5015	50	FB3×20	BB-50	53	T14

記 事

1．桝穴　：　５００×５００用
　　（１５ｍｍピッチ）
2．タイプ　：　ＦＢ３ｔ，ザラザラタイプ
3．材質　：　ＳＵＳ３０４

APPROVED BY			WORK NO.
JUDGED BY			
ENG'R IN CHARGE			DRAWING NO.
CHECKED BY			
DRAWN BY			
DATE DRAWN			
SCALE		DAIKURE CO., LTD.	