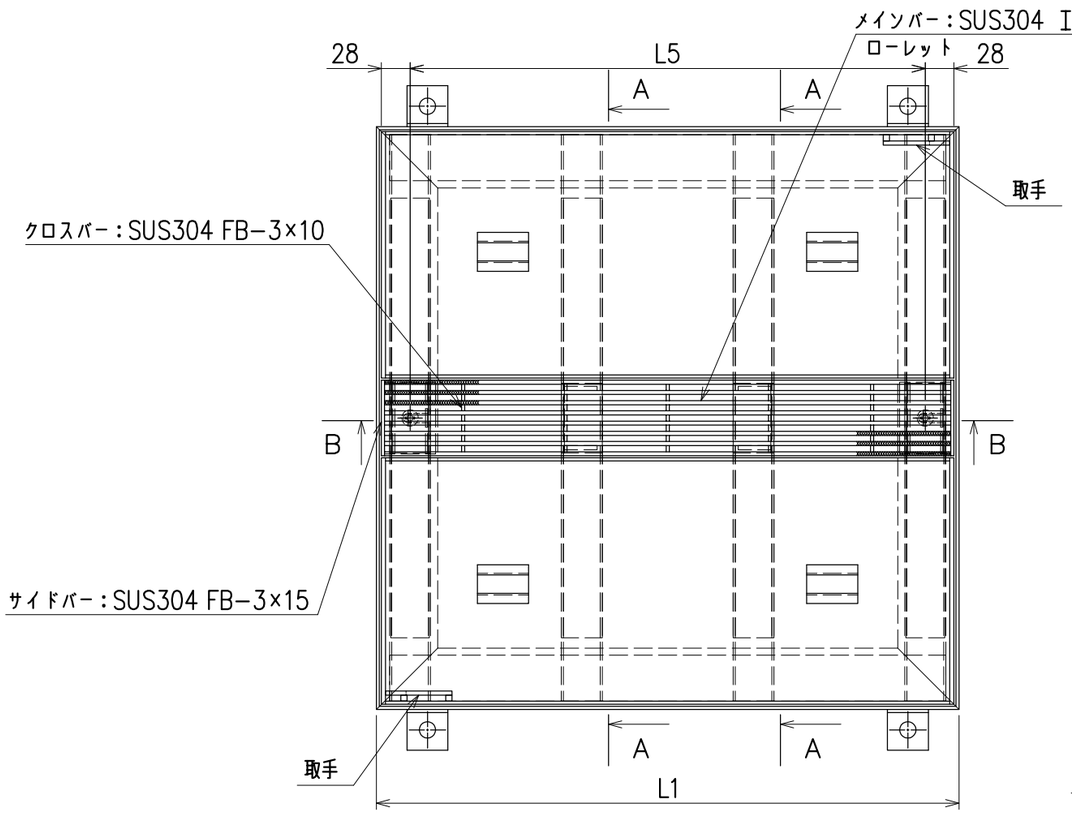

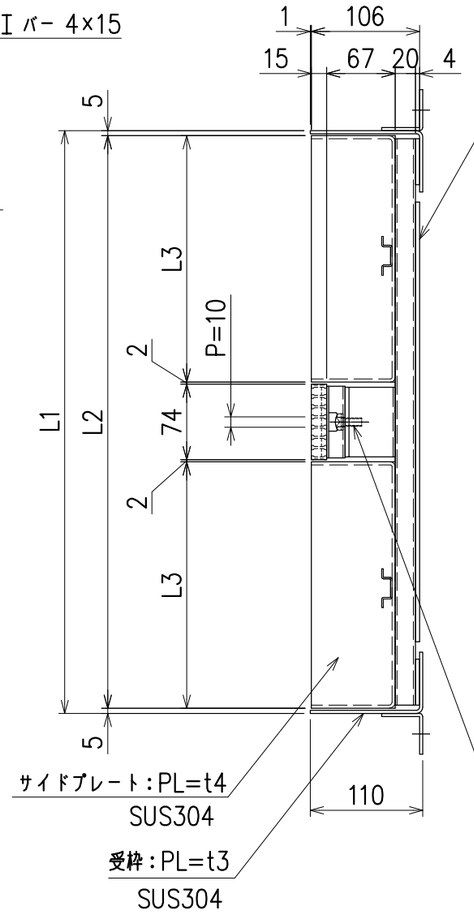

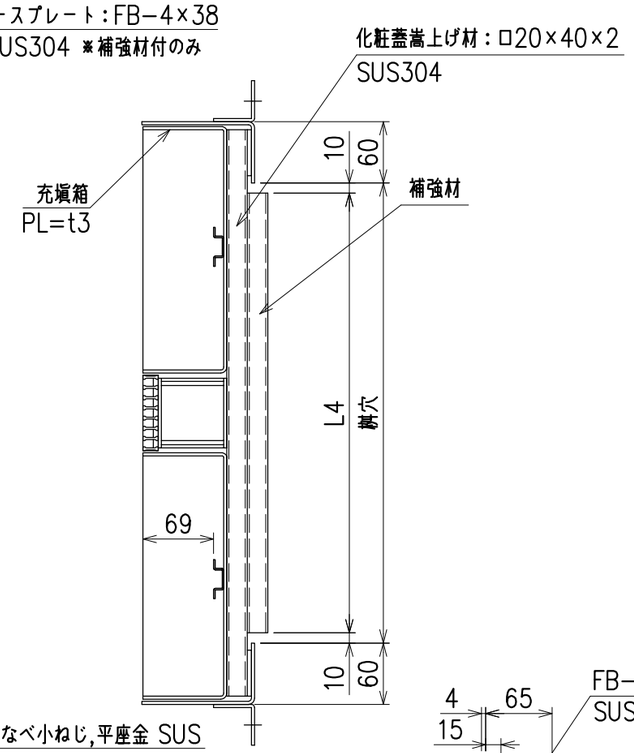

A−A断面図

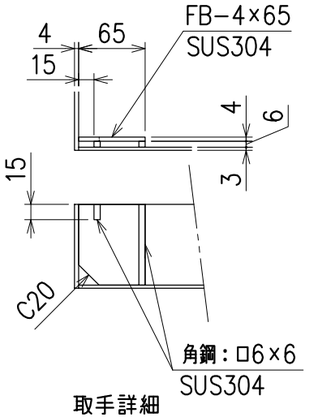

取手詳細

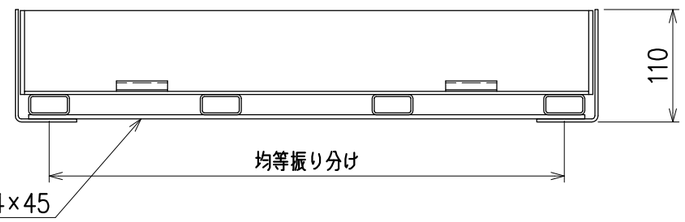

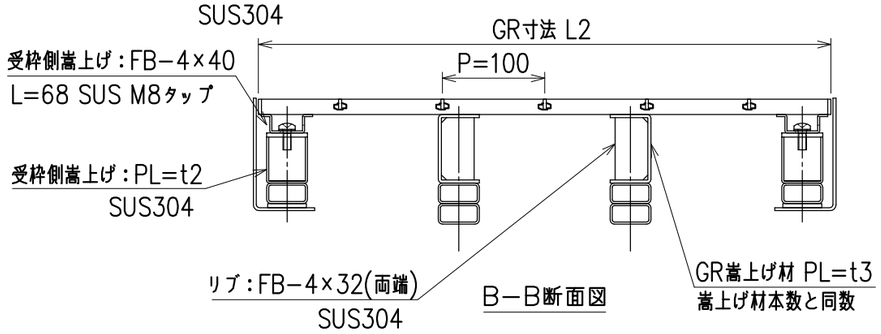

B−B断面図

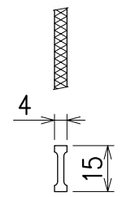

メインバー詳細
(ザラザラ)

記事

1. グレーチング：SUS304
2. 受　枠　：SUS304

適用	桝穴□	適応荷重	セット型式	グレーチング型式	受枠型式	L1	L2	L3	L4	L5	GR嵩上げ材本数	補強材／本数
	□300	歩道用	RS−DCC030	RS−DCC30G	RS−DCC030W	420	410	166	−	354	2	−
	□450		RS−DCC045	RS−DCC45G	RS−DCC045W	570	560	241	−	504	2	−
	□600		RS−DCC060	RS−DCC60G	RS−DCC060W	720	710	316	−	654	2	−
	□300	T−2	RS−DCC230	RS−DCC30G	RS−DCC230W	420	410	166	−	354	3	−
	□450		RS−DCC245	RS−DCC45G	RS−DCC245W	570	560	241	430	504	3	□20×40×2/1
	□600		RS−DCC260	RS−DCC60G	RS−DCC260W	720	710	316	580	654	4	□20×40×2/2

APPROVED BY			WORK NO.
JUDGED BY			
ENG'R IN CHARGE		桝用ザラザラスリムレインシューター Cタイプ(センタースリット)	DRAWING NO. NSG−1435119−3
CHECKED BY			
DRAWN BY			
DATE DRAWN			
SCALE	1/6	DAIKURE CO., LTD.	

営業所図番

計	
控	
製作	
管理	
見積	
決定図	
申請	
配布部数	
製作	
見積	
決定図	
返却	
申請図	
日付	